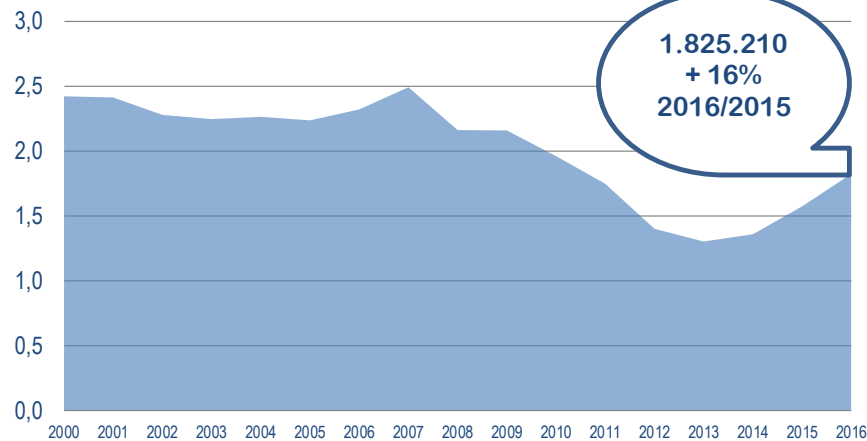


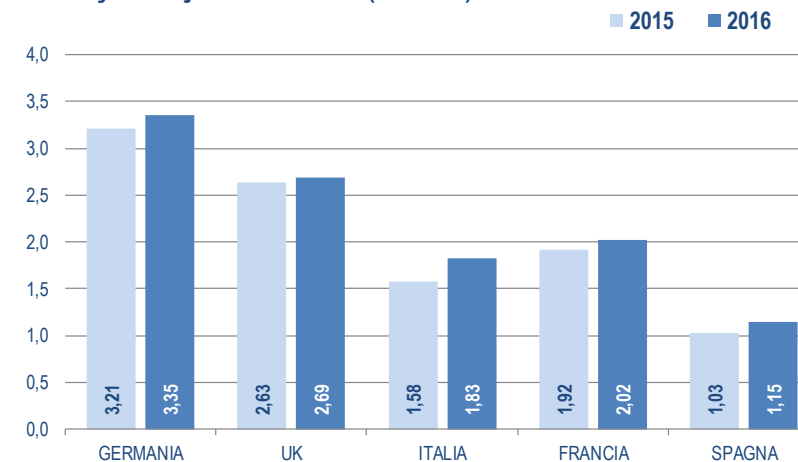
Immatricolazioni autovetture nuove (milioni)
New car registrations (millions)



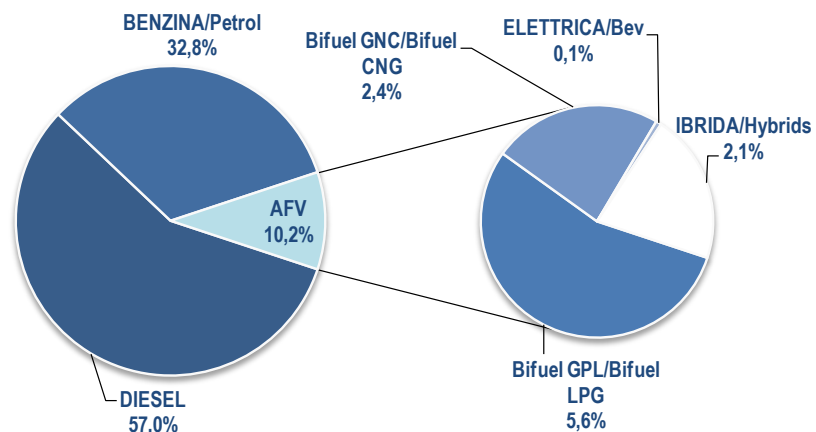
2016 : TOP 10

MARCA Make	MODELLO Model	2016
1 FIAT	PANDA	145.736
2 LANCIA	YPSILON	65.664
3 FIAT	500L	51.813
4 FIAT	500	49.329
5 RENAULT	CLIO	47.423
6 VOLKSWAGEN	GOLF	46.659
7 FIAT	500X	46.227
8 FIAT	PUNTO	44.293
9 VOLKSWAGEN	POLO	43.105
10 FORD	FIESTA	42.601

Italia vs Major Markets UE (milioni)
Italy vs Major Markets EU (millions)

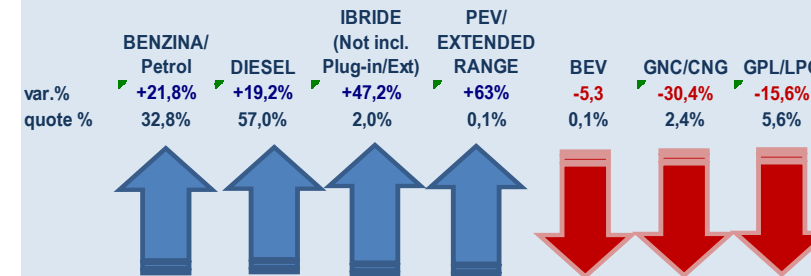


Immatricolazioni autovetture per alimentazione, 2016
New car registrations by fuel, 2016



1 auto su 10 ha alimentazione alternativa
1 car out of 10 is AFV

Variazioni % 2016 su 2015 e quota sul totale mercato autovetture
Chg% 2016 on 2015 and share % on the total car market



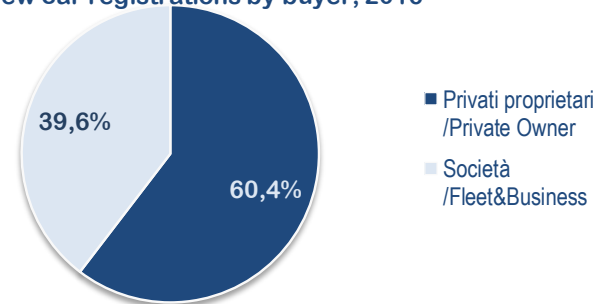
Emissioni di CO₂ delle nuove auto vendute nel 2016 :
g/km 112,8 con una riduzione di 2,5 g/km rispetto al 2015
Emissions CO₂ of new cars in 2016 :
g/km 112,8 with a reduction of 2,5 g/km vs 2015



Immatricolazioni per segmento, 2016
New car registrations by segment, 2016

Segment	2016 vs 2015	Share %
Superutilitarie / Mini	+ 12,2%	17,7%
Utilitarie / Small	+ 8,9%	26,0%
Medie Inferiori / Lower medium	+ 26,7%	14,1%
Medie, Superiori, Lusso, Sportive / Upper M, Executive, Luxury, Sports	+ 20,3%	5,2%
Cross over, SUV	+ 25,1%	26,4%
Monovolumi / Multipurpose	+ 2,8%	8,7%
Minivan	+ 10,5%	1,2%
Combi	+ 19,5%	0,6%

Immatricolazioni per modalità d'acquisto, 2016
New car registrations by buyer, 2016



1 vettura su 5 è a noleggio
1 car out of 5 is a rental car

